

MULTILOAD

A multifunctional plant body for crane vehicles, engineered to transport containers, plant and other non-driven items.

Specification

Available 14-32T GVW with 6-9m internal deck length. Heavy-duty low-profile beavertail body built with folded crossmembers welded to the side of the crane subframe. Crossmembers spaced at nominal 300mm centres for superior point loading. Double bend beavertail section with round steel bar at each break-point for enhanced strength and ease of use.


Main body shotblasted, cleaned and then painted in two-pack paint, in customer specified RAL colour. Headboard, ramps and other steel components hot-dip galvanised for maximum protection.

All electrics fed through single gully enclosed wiring loom with sealed boxes and super seal connections, to protect wiring from corrosion and water ingress. Provided as standard, low-profile beacons are fitted to the rear corners.

Vehicle fully type approved with most common chassis covered under Whole Vehicle Type Approval certification.



Heavy duty Angle side rave




Folded 1000mm galvanised headboard
Chain hooks & ChainLock bars
Fold out worklights to headboard



Post & Socket fall arrest with
Storage tray
Access steps to front
nearside



Twin fold-forward 1.0m
cheesewedge ramps




Hardwood Deck



1 pair of stacker twistlocks



Lashing rings every 900mm
Lashing rings under side rave




1x 1000mm plastic toolbox
Recessed chain trays at front
of body
Mount free issue crane footpads

OPTIONS


We offer ten additional options that are available for your Multiload truck body.

Please tick the additional options you wish to be included on your Multiload build.


CHASSIS GROSS WEIGHT: 14-16T 18T 26T 32T
 REQUIRED*



- 3 Stage ladder with stowage on headboard
- 3 Stage ladder with stowage under beavertail (space permitting)



- 3.5t ball & jaw coupling
- VBG Drawbar coupling




- Fixed full width
- Full width with gate



- Upgrade to Channel Side Rave with lashing bars




- Extra pair(s) of Stacker twistlocks
- Rail tracks to deck and reverse of ramps
- Centre lay flat lashing rings



- 12,000lb Electric Winch
- Snatch block & anchors



- Rear of ramps
- Under backend
- Halfway down body
- At the front



- In Grille
- Pair on headboard
- Pair on rear of ramps



- 3 cones and storage
- Fire Extinguisher
- Oil Spill Kit



- Wheel Chocks supplied with stowage
- Wide load marker boards

