



# EASILoad

Specifically designed for machinery with low-ground clearance, including access platforms and MEWPs.

## Specification

Available 14-32T GVW with 6-9.7m internal deck length. Heavy-duty low-profile beavertail body built with high tensile I-beam crossmembers, which are threaded through the body runners. Crossmembers spaced at nominal 300mm centres for superior point loading. Double bend beavertail section with round steel bar at each break-point for enhanced strength and ease of use.

Main body shotblasted, cleaned and then painted in two-pack paint, in customer specified RAL colour. Headboard, ramps and other steel components hot-dip galvanised for maximum protection.

All electrics fed through single gully enclosed wiring loom with sealed boxes and super seal connections, to protect wiring from corrosion and water ingress. Provided as standard, low-profile beacons are fitted to the rear corners.

Vehicle fully type approved with most common chassis covered under Whole Vehicle Type Approval certification

### SIDE RAVE




Heavy duty Channel side rave

### HEADBOARD




Folded 1600mm galvanised headboard  
ChainLock bars to headboard  
Fold out worklights to headboard

### FALL PROTECTION




Fold out fall arrest with walkway panels  
Access steps to front both sides

### RAMPS



Full width 2.5m double flip ramps

### DECKING



Dual serrated steel deck to entire body and ramps  
Mesh to rear treadplate and ramp toes

### WINCH




12,000lb Electric Winch

### LOAD SECURING



Lashing rings every 600mm  
Lashing rings to centre of body

### STORAGE



1x 1000mm plastic toolbox  
Recessed chain trays at front of body


# OPTIONS

We offer ten additional options that are available for your Easiload truck body.  
Please tick ☒ the additional options you wish to be included on your Easiload build.

**CHASSIS GROSS WEIGHT:** ☒ 14-16T ☒ 18T ☒ 26T ☒ 32T  
**REQUIRED\***




☒ Upgrade to stainless steel 1.0m toolbox



☒ Full width with gate



☒ Chock rave to side raves and ramps



☒ Snatch block & anchors



- ☒ Rear of ramps
- ☒ Under backend
- ☒ Halfway down body
- ☒ At the front



- ☒ In Grille
- ☒ Pair on headboard
- ☒ Pair on rear of ramps
- ☒ Runway deck lights



- ☒ 3 cones and storage
- ☒ Fire Extinguisher
- ☒ Oil Spill Kit



☒ Wheel Chocks supplied with stowage

