



# MINILOAD

Compact, agile, and built for tight access and urban jobs - perfect for transporting small equipment and tools, scissor lifts and mini diggers.

## Specification

Available 7.2-14T with 5-7m internal deck length. Heavy-duty low-profile beavertail body built with high tensile I-beam crossmembers, which are threaded through the body runners. Crossmembers spaced at nominal 300mm centres for superior point loading. Double bend beavertail section with round steel bar at each break-point for enhanced strength and ease of use.

Main body shotblasted, cleaned and then painted in two-pack paint, in customer specified RAL colour. Headboard, ramps and other steel components hot-dip galvanised for maximum protection.

All electrics fed through single gully enclosed wiring loom with sealed boxes and super seal connections, to protect wiring from corrosion and water ingress. Provided as standard, low-profile beacons are fitted to the rear corners.

Vehicle fully type approved with most common chassis covered under Whole Vehicle Type Approval certification.

### SIDE RAVE



Lightweight Angle side rave to optimise strength and payload

### HEADBOARD



Folded 1500mm or 1600mm headboard with tapered sides, ChainLock bars to headboard and fixed worklights

### FALL PROTECTION



Post & Socket fall arrest  
Stowage tray  
Access steps to front nearside

### RAMPS



Twin 1.0m straight ramps

### DECKING



22mm Keruing hardwood fitted to the body and steel mesh surface to ramps

### WINCH



8,000lb Electric Winch

### LOAD SECURING



3.5T rated lashing rings in side rave every 900mm

### STORAGE












1x 1000mm plastic toolbox  
Recessed chain trays at front of body

# OPTIONS

We offer nine additional options that are available for your Miniload truck body.  
Please tick ☒ the additional options you wish to be included on your Miniload build.

**CHASSIS GROSS WEIGHT:** ☒ 7.2-7.5T ☒ 10-14T  
**REQUIRED\***

STORAGE	TOWING	RAMP	DECKING
			
<input checked="" type="checkbox"/> Additional 1.0m toolbox	<input checked="" type="checkbox"/> 3.5t ball & jaw coupling	<input checked="" type="checkbox"/> Full width straight ramp	<input checked="" type="checkbox"/> 21mm Wisadeck <input checked="" type="checkbox"/> 25mm composite non slip Gridlock flooring
LOAD SECURITY	WORKLIGHTS	BEACONS	SAFETY
			
<input checked="" type="checkbox"/> Single dropsides to front of body <input checked="" type="checkbox"/> Double dropsides to both sides of body <input checked="" type="checkbox"/> Dropsides running full length including beavertail	<input checked="" type="checkbox"/> Rear of ramps	<input checked="" type="checkbox"/> In Grille <input checked="" type="checkbox"/> Pair on headboard <input checked="" type="checkbox"/> Pair on rear of ramps	<input checked="" type="checkbox"/> 3 cones and storage <input checked="" type="checkbox"/> Fire Extinguisher <input checked="" type="checkbox"/> Oil Spill Kit
HEADBOARD	<input checked="" type="checkbox"/> Wheel Chocks supplied with stowage		
			



**STERLING**

The Higher Standard.