

MIXERS & PLANT BODIES



The Higher Standard.





ENGINEERED WITH PRECISION

Forging a future where rigorous engineering meets continuous innovation. That's The Higher Standard™.

At Sterling, we carry the load for machinery transport and set the foundations for construction across the UK and beyond. Our unrivalled range of plant bodies deliver to diverse needs, providing reliability and efficiency where it's needed most. The Higher Standard™ is embedded in our businesses, and we've also brought this same level of excellence to the mixer market, cementing our place as leaders in design, build, and after-sales.

And because we build them like we're buying them, our products are a testament to commitment and expertise. For us, innovation and continuous improvement isn't a choice; it's our standard.

Every fabrication that bears our name upholds this pledge. So too does our service. It's a promise that's been unwavering for more than 25 years. And it always will be.

When you choose Sterling, you're not just opting for a meticulously engineered product; you're partnering with someone who understands the changes in industry, the pragmatism it demands, and the bold steps required to lead it.

For engineering with precision and care, choose The Higher Standard™. Choose Sterling.

A. James

Antony James
Managing Director

Our job doesn't just end when the truck body or mixer leaves the factory.

An enduring dedication to service and support has been a cornerstone of our business for over 25 years, minimising downtime and responding wherever and whenever you need us. Superior lead and delivery times are part of our wider customer promise, which also includes effective communication and proactive problem-solving.

Sterling Support is your central contact for any requirements through the life of your Sterling mixer. Our network of over 160 specialist service agents make sure your product is maintained to The Higher Standard™. From Cornwall to the Scottish Islands, help is on hand across all corners of the UK. This means Sterling has you covered when you need us most.

THERE WHEN IT MATTERS

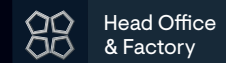
OUR SERVICE COMMITMENT IS CLEAR:

-  A direct line to our dedicated response and support team
-  Specialist agents available to provide support
-  3-year structural warranty
-  1-year warranty on parts
-  Same day dispatch parts service

We have a large range of truck body and mixer parts in stock, available for next day delivery. At the same time, we provide technical help by phone to drivers and operators.

Call our support line on [01642 713322](tel:01642713322) or email support@sterlinggp.com with your query.

From our factory and head office in the North East of England, we carry the load for machinery transport and set the foundations for construction across the world.



Head Office
& Factory

PERSONAL SERVICE, GLOBAL REACH

MIXERS



INNOVATION BUILT ON RELIABILITY

The unrivalled mixer range, setting The Higher Standard™ for reliability, precision and efficiency.

The Sterling Supermix and Ultramix set the foundations for construction across the UK. Both designed for wet and dry mix, our products provides a superior build quality that stands firm in the face of rigorous daily use.

Their reliability and durability is combined with optimal design. An advance engineered helical coil and capped blades aid air circulation and deliver thoroughly mixed, premium concrete. Our mixers also feature superfast charge and discharge rates, making them well suited to large-scale, infrastructure projects.

MIXING ENDURANCE AND QUALITY

The Sterling Supermix blends superior, long-lasting engineering with innovative design features.

Suitable for 8x4 32 tonne chassis, this market-leading product offers best-in-class mixing capability, enhanced payload and an 8m or 9m drum powered by PMP PTO transmission controls.

SUPERMIX





STERLING
SUPERMIX

BUILT TO LAST

Providing a superior build quality that stands firm in the face of rigorous daily use, the Sterling Supermix is built for exceptional longevity and durability. With design, fabrication and welding completed to The Higher Standard™, the British-made Sterling Supermix minimises the likelihood of common issues such as cracks and hydraulic problems, ensuring your mixer stays resilient and effective for longer.

INDUSTRY-LEADING DESIGN

Reliability and durability is combined with optimal design, including the geometry of the helical coil and capped blades to provide the best mixing capability in the market. These innovations make the Sterling Supermix more efficient, aiding air circulation and ensuring thoroughly mixed, premium-quality concrete that's suitable for wet or dry batching plants. Superfast charge and discharge rates are also guaranteed, making it well suited to large-scale, infrastructure projects.

PRECISION IN EVERY DETAIL

The Sterling Supermix can be bolstered by an optional AwayWash system, allowing easy wash-down of truck chutes in full compliance with environmental standards and ensuring zero contamination risks. As standard, the mixer is equipped with two extension chutes, a 350-litre water tank, wash down hoses, and work lights at both the front and rear. And to top it off, we offer bespoke painting to reflect your brand's unique colours.



SUPERIOR BUILD-QUALITY

Designed, built and fabricated to The Higher Standard™, for exceptional longevity, resilience and durability.




BEST-IN-CLASS MIXING

An advance engineered helical coil and capped blades ensure premium-quality concrete that's thoroughly mixed.



EFFICIENT AND EFFECTIVE

A highly refined drum design guarantees superfast charge and discharge rates for large-scale projects.



MIXING STRENGTH & RESILIENCE

The Sterling Ultramix seamlessly blends the excellence of hardox steel with outstanding engineering and pioneering design features.

Perfectly suited for 8x4 32 tonne chassis, the Sterling Ultramix elevates the standard by offering unparalleled mixing capability, enhanced payload, and an 8 or 9m drum powered by PMP PTO transmission controls. All fortified with the undeniable strength of Hardox steel.

ULTRAMIX





STERLING
ULTRAMIX

BUILT TO LAST

The Sterling Ultramix is the pinnacle of durability. It's British-made, constructed with the toughest abrasion-resistant Hardox steel, ensuring the mixer is unyielding to the wear and tear of daily operations. Our meticulous design, fabrication, and welding are completed to The Higher Standard™, significantly reducing common issues such as cracks or hydraulic problems. An investment in the Sterling Ultramix promises you a mixer that remains unmatched in resilience and performance, year after year.

INDUSTRY-LEADING DESIGN

Reliability receives a new definition with the Sterling Ultramix. Featuring helical coil and capped blades, it boasts the best mixing capability in the market. The inherent properties of Hardox steel not only make the Sterling Ultramix more resistant to abrasions but also optimise payload. Expect superfast charge and discharge rates, making this mixer the go-to choice for substantial, infrastructure projects.

PRECISION IN EVERY DETAIL

The Sterling Ultramix is enhanced with hardox steel, providing a hardness grade of more than double mid steel. This allows a longer working life and higher payloads. An optional AwayWash system offers easy wash-down of truck chutes in full compliance with environmental standards and ensuring zero contamination risks. As standard, the mixer is equipped with two extension chutes, a 350-litre water tank, wash down hoses, and work lights at both the front and rear. And to top it off, we offer bespoke painting to reflect your brand's unique colours.



HARDOX STEEL STRENGTH

Fabricated to The Higher Standard™ and constructed with abrasion-resistant Hardox steel, for unparalleled durability and resistance to daily wear and tear.




BEST-IN-CLASS MIXING

An advance engineered helical coil and capped blades ensure premium-quality concrete that's thoroughly mixed.



EFFICIENT AND EFFECTIVE

A highly refined drum design guarantees superfast charge and discharge rates for large-scale projects.



PLANT BODIES



SUPERIOR STRENGTH MEETS VERSATILITY

The unbeatable plant body range, setting The Higher Standard™ for adaptability, robustness and value.

Sterling plant bodies are the premium go-to solution for reliable, specialised transport across the UK. Designed for diverse operations – from handling access platforms to heavy-duty excavation equipment – our range seamlessly loads versatility alongside a rugged build quality.

Each model offers unique features for specific needs. Megaload for uncompromising heavy-duty hauling; Easiload for a shallow loading angle; Multiload for lorry loader cranes and plant vehicles; and Combiload for all-round adaptability.

MEGALOLOAD

The go-to choice for heavy-duty machines such as general plant equipment, excavators, dumpers, and rollers.

PAGE 28

EASILOAD

Specifically designed for machinery with lowground clearance, including access platforms and MEWPs.

PAGE 34

MULTILOAD

A multifunctional plant body, engineered for lorry loader cranes, containers, plant vehicles and non-driven items.

PAGE 40

COMBILOAD

Offering both intricate details and the robustness required for access platforms and heavy machinery.

PAGE 46

MINILOAD

Built for tight access and urban jobs - perfect for transporting small equipment and tools, scissor lifts and mini diggers.

PAGE 52

THE MASTER OF HEAVY-DUTY HAULING

The Sterling Megaload stands as an uncompromising testament to robustness and innovation, built for the most demanding of tasks.

Available on rigid chassis from 14 to 32 tonne, the Sterling Megaload offers an array of customisation options focussed on ensuring it meets your plant transportation needs.

MEGALOAD





**STERLING
MEGALOAD**

**DESIGNED FOR
BIG DEMANDS**

The Sterling Megaload is the go-to choice for handling general plant equipment, excavators, dumpers, and rollers. Predominantly fitted with double flip ramps paired with timber decking, which makes for a resilient yet straightforward system. Its sturdy, functional, and robust design is what sets it apart, intended to withstand the toughest of conditions without compromising efficiency.

DRIVING A RELIABLE PERFORMANCE

Engineered to accommodate heavy-duty machines, the Sterling Megaload ensures optimal strength without compromising performance. This robust design ensures that it can endure strenuous everyday use, providing users with unparalleled peace of mind. Its reliability ensures that it stays on the road, making deliveries of your toughest kit.

SAFE AND SECURE INVESTMENT

Given its durability, the return on investment with the Sterling Megaload is high. The plant body is constructed innovatively yet maintains a simplicity that reduces potential points of failure, thereby boosting reliability. The double break beavertail ensures safer loading of sizable machinery, while features like grouser bars provide safe loading for steel-tracked excavators. Coupled with its low-maintenance design, the Megaload ensures minimal downtime, maximum operational efficiency and a healthy residual value.



UNYIELDING DURABILITY

Heavy-duty construction tailored for the most demanding tasks, ensuring long-lasting performance and higher ROI.



SIMPLICITY AND INNOVATION

A straightforward design with fewer components to minimise potential breakdowns, but brimming with innovative features for enhanced functionality.



SAFETY-CENTRIC LOADING

Features like double break beavertail and grouser bars provide safer loading mechanisms, especially for large machinery and steel-tracked excavators.

RAISING ACCESS AND ADAPTABILITY

The Sterling Easiload combines superior engineering with a range of customisation options to create a versatile, industry-leading access body.

Tailored for machinery with particularly low-ground clearance, the Sterling Easiload is available on rigid chassis from 14 to 32 tonne, and is further complemented by ramp choices like twin, full-width, or with gate setups.

EASILOAD





**STERLING
EASILOAD**

TAILORED TO SPECIALIST MACHINERY

Specifically designed for carrying access platforms or MEWPs – such as scissor, boom, and spider lifts – the Sterling Easiloader commonly features double flip full-width ramps and mesh decking. Its unique design offers one of the shallowest loading angles on the market, combined with a wide array of lashing rings and superior fall arrest options, ensuring machinery is securely and safely transported.

BUILT FOR EASY EFFICIENCY

With one of the shallowest loading angles in the industry, the Sterling Easiload guarantees simple onboarding of machinery, especially those with low ground clearance. This reduced risk of grounding out means fast loading and greater efficiency. The intricate design offers maximum lashing points, including central lashing rings, making it perfect for smaller or awkwardly shaped machinery.

SAFE GRIP AND SUPPORT

Optimal deck surface options, including steel mesh and gratings, provide unmatched grip for machinery with smoother tyres and smaller wheels, ensuring safe transportation without slippages. Recognising the high point loading – typical of smaller wheeled heavy machinery – the Sterling Easiload incorporates closer cross members in the body.



PURPOSE-BUILT FOR SPECIAL MACHINERY

Tailored for access platforms, with double flip full-width ramps and mesh decking.



SAFETY-FIRST DESIGN

Offering one of the shallowest loading angles in the industry combined with superior deck surfaces for maximum grip, ensuring machinery is safely onboarded and transported.



DURABLE AND EFFICIENT

Built to handle high point loading with closely spaced cross members at 300mm intervals, guaranteeing long-term resilience.

LOADED WITH VERSATILITY AND EFFICIENCY

The Sterling Multiload bears the hallmarks of unrivalled engineering, making it the ultimate multifunctional plant body. It's equally at home operating as a crane-flatbed body, as it is a traditional plant body with ramps.

Built for versatility and diverse transportation needs, the Sterling Multiload is available on rigid chassis from 14 to 32 tonne, equipped with cheesewedge fold-forward ramps in twin, full-width, or with gate configurations.

MULTILOAD





**STERLING
MULTILOAD**

**UTILISED FOR
ADAPTABILITY**

Primarily designed for trucks fitted with cranes, as well as transporting containers and non-driven items, the Sterling Multiload typically utilises our industry-renowned, fold-forward cheesewedge ramp system. Commonly combined with wooden decking, this plant body offers the ideal compromise between a shallow loading angle and fold-flat ramps. The addition of twist locks further enhances its diversity, making it one of the most adaptive bodies on the market.



DELIVERING DYNAMIC PRODUCTIVITY

The Sterling Multiload offers cheesewedge ramps as a standard feature, granting users the option to store them flat or in an upright position, catering to various loading and storage needs. This dual-purpose design allows it to function as a crane vehicle for lifting items or as a beavertail for drive-on machinery.

MAXIMUM SAFETY GUARANTEED

Unlike many cheesewedge crane truck bodies, the Sterling Multiload doesn't compromise on ramp angles, ensuring easy and safe loading. This adaptability means our solution can handle diverse tasks, and deliver maximum earning potential. Its outrigging build design – with crossmembers fitted directly off the crane's subframe – provides a lower deck height, not only ensuring a shallow loading angle but also a safer, lower centre of gravity.



VERSATILE LOADING OPTIONS

Equipped with cheesewedge ramps that can be stored flat or upright to facilitate varied loading and storage solutions.



DUAL-PURPOSE DESIGN

Functions seamlessly as both a crane vehicle for lift-on items and a beavertail for drive-on machinery, maximising utility and productivity.



OPTIMISED SAFETY AND ACCESSIBILITY

Boasts a low deck height and market-leading ramp angles, ensuring safer loading and on-road performance.



CARRYING PRECISION & ALL-ROUND ABILITY

The Sterling CombiLoad unlocks a world of adaptability, offering all-round excellence for diverse transportation needs.

Designed for rigorous daily demands, the Sterling CombiLoad is an all-in-one solution, available on rigid chassis from 14 to 32 tonne, and customised with a wide scope of options.

COMBILOAD





STERLING COMBILOAD

TAILORED TO MEET EVERY DEMAND

With similar unparalleled features to the Sterling Easiload and Megaload, the Sterling CombiLoad offers both intricate details and the robustness required for access platforms and heavy machinery respectively. With a double flip ramp and a choice of hardwood or steel mesh decking, it provides an unmatched balance of strength and precision.




EVERY DETAIL CONSIDERED

Understanding diverse needs, the Sterling Combiload is ideal for rental companies supplying a mix of plant and access equipment. Likewise for truck rental companies serving a wide range of companies. Its design ensures a low loading angle, ample lashing points, and optimal traction for access platforms, while retaining the sturdiness needed for transporting heavier machinery.

TAKING YOUR INVESTMENT FURTHER

Reliable on the road, the Sterling Combiload promises longevity and durability. Its design and engineering purposely reduces downtime, minimises potential faults and ensures seamless transportation at all times. Commonly fitted with double flip ramp, it guarantees safety and cost-effectiveness.



ALL-IN-ONE VERSATILITY

Designed for efficiency and adaptability, with capabilities to carry a wide array of equipment from access platforms to heavy-duty excavators.



STRONG AND RELIABLE

A simple but resolute design minimises potential issues and provides a promise of uninterrupted service, maximising your ROI and reducing long-term costs.



LOADED WITH SAFETY

Supplied with double flip ramp and multiple lashing points to guarantee safe and fast loading for many sizes of plant and access machinery alike.

COMPACT POWER, EVERYDAY PERFORMANCE

The Sterling Miniload delivers agile performance and smart design, purpose-built for light-duty plant transport in tight urban environments.

Designed for inner-city jobs, housing developments, and short-haul plant moves. Its compact dimensions and lightweight build make it a go-to for tight access and urban environments, available on 7.2 to 14 tonne, and customised with a wide scope of options.

MINILOAD





**STERLING
MINILOAD**

**AGILE, ADAPTABLE,
ACCESSIBLE**

Designed with manoeuvrability front of mind, the Miniload offers streamlined loading angles, compact beavertail profiles, and ramp options to suit a wide range of kit. Its versatility ensures it can carry anything from micro excavators to scissor lifts, making it a smart, flexible choice across mixed fleets.



LIGHTWEIGHT & AGILE

Compact and highly manoeuvrable, the Miniload is purpose-built for navigating tight access jobs, inner-city sites, and residential developments with ease.



SIMPLIFIED FOR RELIABILITY

A clean, uncluttered design with fewer components means reduced maintenance, fewer breakdowns, and more dependable operation across busy job cycles.



SAFETY-CENTRIC LOADING

Features like double break beavertail to safe loading angles, every detail is designed to protect operators and equipment - especially on tight or uneven sites.

BUILT FOR THE URBAN GRIND

Whether it's navigating narrow roads or weaving through estate developments, the Miniload is engineered for environments where space is limited and reliability is non-negotiable. Perfect for groundworks, landscaping, access hire, and council fleets, it's tailored to suit short-range transport of compact machines and tools.

LIGHTWEIGHT, NOT LIGHT DUTY

Despite its smaller chassis compatibility, the Miniload is as tough as they come. Crafted with the same Sterling standards as its heavy-duty siblings, it delivers robust performance and the durability expected from a serious plant body - just in a more agile format.

